



# MAYVILLE HIGH SCHOOL

*Founded in 1897*

Name:

Year: Lower IV

## Getting organised for school exams Summer Term 2023

W/B Monday 15<sup>th</sup> May

Exams will be held in normal lessons over a two week period



## Useful Revision websites

<https://www.senecalearning.com>

[www.bbc.co.uk/revision](http://www.bbc.co.uk/revision)

[www.bbc.co.uk/schools/bitesize](http://www.bbc.co.uk/schools/bitesize)

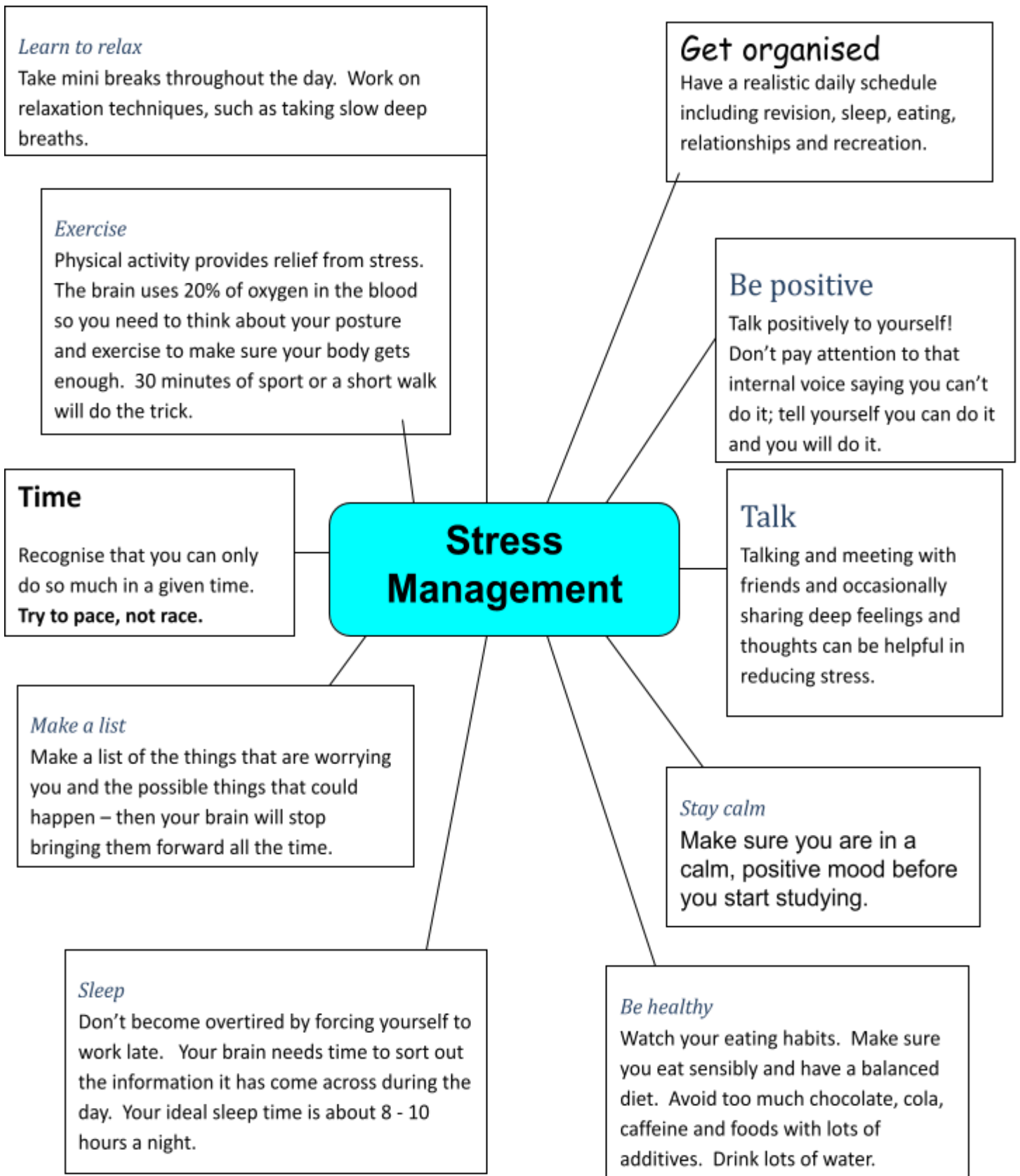
[www.kerboodle.com](http://www.kerboodle.com)

[www.mymaths.co.uk](http://www.mymaths.co.uk)

<https://www.mathspad.co.uk/>



# Exams



Remember you can always talk to your Form Tutor, Mrs Miles, Mr Morriss, Mrs Williams or Mrs Rickards if you need any support.

# Revision planning sheet for English 2023



**Exam Time:** 1 hour 15 minutes (plus extra time) Completed over two lessons.

**Equipment needed:** School equipment in pencil case.

**Type of Questions:** READING: You will read a short extract from a novel. You will then need to answer some comprehension, inference and retrieval questions about the text and write about some of the language used for effect.

WRITING: You will be asked to write a description or story based on a picture.

**Resources to Revise:** Read any feedback your class teacher has provided you with in your exercise book. Any non-fiction you can read before the exam will help.

**Revision Tips:** Revision cards

Mind maps

Learn Key Words

**Resources to Revise:** Read any feedback your class teacher has provided you with in your exercise book. Any fiction and non-fiction you can read before the exam will help.

**Revision Tips:**

Revision cards

Mind maps

Learn Key Words




It's called **reading**.  
It's how people install new  
software into their brains.

# LIV MATHEMATICS Revision 2023



**Exam Time:** 40 minutes (Plus extra time) in your maths lesson

**Equipment needed:** Pen, pencil, calculator, ruler, protractor & compass.



## What I need to revise



All Classes:

Types of Number

- Odds and Evens
- Factors and Multiples
- Square and Cube numbers
- Prime and composite numbers
- HCF and LCM

Sequences

- Types of sequences (Arithmetic, geometric, fibonacci)
- Finding and using the nth term

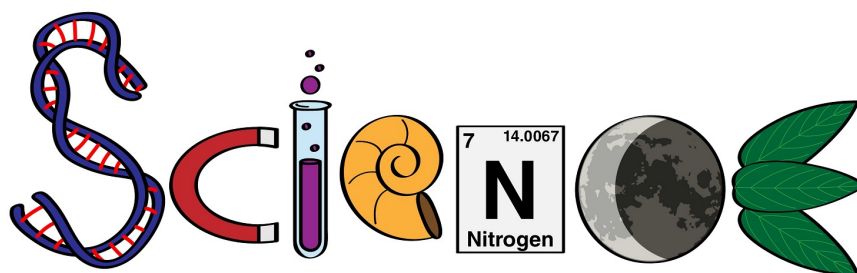
Equations

- Solving linear equations by balancing

A1 and B1 ONLY:

- Imaginary and irrational numbers
- Odds, evens and multiples in Algebra

# LIV Science Revision 2023



**Exam Time:** 2 x 30 minute papers plus extra time

**Equipment needed:** School equipment in pencil case  
plus a calculator.

**Type of Questions:** A mixture of multiple choice, written answer, calculations, data analysis and explain/describe using extended writing.

**Resources to Revise:** **Kerboodle, Activate! 2 Chapters 7 and 4**, also **class notes**

- The Activate! 2 textbook has exam style questions (called “End of Big Idea Questions”) at the end of each chapter. Ask your Science teacher for a copy of the answers if you decide to work through these.
- Pages 2-11 of the Activate! 1 textbook and pages 2-17 of the Activate! 2 textbook gives tips and information on how to answer certain types of question e.g. analysing data, justifying opinions etc, which will help you with your exam technique.

## Revision Tips:


Revision cards

Summary bullet points

Mind maps

Labelling diagrams

Learn Key Words



## LIV Science Revision Topics

Topics to revise	Activate! 2	1st	2nd	3rd
Chapter 7: Earth	p106-119			
Chapter 4: Waves	p56-65			

Important Keywords	Definition
atmosphere	
greenhouse effect	
greenhouse gases	
global warming	
respiration	
combustion	
fossil fuels	
photosynthesis	
carbon cycle	
carbon sink	
climate change	
minerals	
ore	
extraction	
electrolysis	
recycling	
compressions	
rarefactions	
pressure wave	
ultrasound	
electromagnetic spectrum	
ionisation	
radio wave	
microwave	
infrared (IR)	
ultraviolet (UV)	
x-ray & gamma ray	
transverse wave	
longitudinal wave	
transmission	
superpose	



# LIV Geography Revision 2023

**Length of exam:** 35 minutes + extra time.

**Equipment needed:** Pencil case, pen, ruler, pencil, rubber, colouring pencils and a calculator.

**Type of questions:** Definitions of keywords, multiple choice questions, short answers, one extended answer question.

## **Revision:**

Use the Google Classroom revision section to help you revise. Here you will find key word glossaries, knowledge organisers and useful weblinks such as [BBC Bitesize](#) and [Map Zone](#).

## **Revision tips:**

- Learn the meanings of **keywords**.
- Learn the **key ideas**.
- Learn **examples** to back up your ideas.
- You may like to **make mind maps** and **flash cards** to help you to learn the information.

## **Revision checklist**

Go through each topic and RAG your understanding of each part.

<b>Topics to revise</b>	<b>Red (not confident)</b>	<b>Amber (a bit unsure)</b>	<b>Green (I get this)</b>
<b>Unit 1: Our Living World</b>			
Locally sourced food and food miles			
The characteristics of the temperate and deciduous forest ecosystem.			
The distribution and characteristics of global ecosystems (biomes).			
Plant and animal adaptations of the Mediterranean biome.			
Coral reef characteristics and formation.			
Global distribution of coral reefs.			
The importance of coral reefs.			
Threats to coral reefs and possible solutions.			
<b>Unit 2: World Cities</b>			
What is urbanisation and why does it occur?			
The global pattern of urban populations.			
Why do people move from rural to urban areas in China?			
The consequences of rural-urban migration in China.			

Where are megacities found and why have they grown?			
What is it like to live in a squatter settlement?			
Ways to solve the problems in squatter settlements.			
What makes a sustainable city?			
<b>Unit 3: Physical Landscapes of the UK</b>			
Describe landscapes in terms of three 'layers' of information: physical; biological and human.			
Explain how the processes of weathering, erosion, transportation and deposition work to shape the landscape.			
Define key words relating to the drainage basin of a river. Describe what a drainage basin is.			
Identify river erosional and depositional landforms along a river's course.			
Describe the processes of erosion, transportation and deposition. Explain how a river erodes, transports and deposits material.			
Describe and explain the formation of waterfalls and gorges.			
Describe and explain the formation of meanders.			
Describe and explain how oxbow lakes are formed. Explain how an oxbow lake changes over time.			

# LIV History Revision 2023

- Length of exam:** 45 minutes (Extra time included)
- Equipment needed:** Pencil case, pen and ruler.
- Type of questions:** Multiple choice, source based questions and structured essay style questions.
- Revision:** Class exercise book and internet resources.
- Revision tips:** Learn the meanings of **keywords** e.g. Prime Minister  
Learn the **key ideas** e.g. Industrial Revolution  
Learn **examples** to back up your ideas.


## KEY WORDS:

Here are some keywords that you need to know:

Key word	Meaning
Prime Minister	
Census	
Enclosure	
Domestic system	
Factory system	
Industry	
Transportation	

# What I need to revise

Topics :	Tick	Tick	Tick
What was Britain like in 1750? Rulers, population explosion, health.			
Types of transport during the Industrial period. Development of rail, trains, canals etc.			
How did the Industrial Revolution change Britain? Population movement, steam and coal power.			
How did the criminal justice system develop? Constables, transportation, Sir Robert Peel and the developments in prisons.			
Why did the Police have difficulty catching Jack the Ripper? Lack of technology, environment, media interference			



# LIV Revision Religious Studies 2023

**Length of exam** 45 minutes with (Extra time included)

**Equipment needed:** Pen, ruler, pencil, and colours.

**Type of questions:** Definitions of keywords, true and false, underline the correct answers, label items and explain their significance, give reasons, offer explanations of different perspectives and beliefs and several longer extended answer questions.

**Revision:** Class exercise book and chrome book record. Revision materials such as films and additional sheets on google classroom.

**Revision tips:** Learn the meanings of **keywords** e.g. worship, belief etc. Learn the **key ideas** in Islam e.g., submission etc. Be able to give explanations from **different** perspectives.

Use the tick list to show the stage you are at with your ongoing revision.

Red -unsure

Amber - more sure

Green -confident

## KEY WORDS:

Here are some keywords that you need to know:

Key word	Definitions/descriptions/meaning
enlightenment	
suffering	
the Buddha	
the four noble truths	
Middle way	
the eightfold path	
meditation	
the four sights	
creation	
revelation	
humanism	
evolution	
Monotheism	
Omnipotent	
omniscient	
omnibenevolent	



# What to revise

Topics to revise : Buddhist practice	Red Tick	Amber Tick	Green Tick
the four sights			
Story of the Buddha's enlightenment			
The importance of meditation in a Buddhist's life.			
Be able to identify the Buddha's features and their significance			
Be able to explain the importance of the four noble truths			
<b>Is there a God? Be able to list ideas for and against the existence of God.</b>			
Are we created ? For and against arguments, Be able to give a scientific and a religious viewpoint			
Humanism			
evolution: what was Charles Darwin's theory.			
The creation story from Genesis. Know the main ideas in the story			
Qualities of God -omnipotent,omniscient,eternal etc			
Religious teaching in the modern World: Know what the 10 Commandments are. Be able to explain the importance of these rules in modern times,			
A key idea this year has been <b>perspectives</b> so try to list different points of view using your knowledge as part of your revision.			
Another important skill has been <b>reflection</b> where you have been asked to give your own thoughts to situations under discussion. Make sure you can offer opinions clearly with supporting facts.			

# LIV French Revision 2023

- Exam Time:** 2 x 30 mins plus extra time
- Equipment needed:** School equipment in pencil case.
- Type of Questions:** **READING:** Reading comprehension questions on the topics of free time activities and holidays.  
**WRITING:** You will have to produce a writing on the topics of free time activities and holidays. You will need to write in full sentences.
- Resources to Revise:** Vocabulary folder/Vocabulary sheets  
Your exercise book  
[www.linguascope.com](http://www.linguascope.com)
- Revision Tips:** Make revision cards  
Learn Key Words and set phrases



# LIV French Revision Topics

Fill in the checklist according to how confident you feel.

I know this very well 😊 I'm not sure about this 😐 I don't know this ☹️

Topic	I understand it when I read it	I understand it when I hear it	I can write it	I can say it to somebody
Frequency words (how often people do something)				
Sports you or others play and who your/their favourite sportsperson is				
Free time activities and different types of weathers				
Opinions				
Where you usually go on holiday and what you do				
Talking about getting ready to go out				
Holiday plans				
Your dreams				
TV programmes, films, types of books and what you do online.				
What you did yesterday				



# LIV German Revision 2023

- Exam Time:** 2 x 30 minutes plus extra time
- Equipment needed:** School equipment in pencil case.
- Type of Questions:** **READING:** Short reading comprehension questions. A mixture of multi choice, fill in the blank with an appropriate word, matching pictures to words, etc.
- WRITING:** You will have a choice of writing task to produce an extended writing. You will need to write in sentences.
- Resources to Revise:** Class notes and Worksheets given in class
- [www.linguascope.com](http://www.linguascope.com)
- ActiveLearn
- Revision Tips:** Revision cards
- Learn Key Words and set phrases



# LIV German Revision Topics

Fill in the checklist according to how confident you feel.

I know this very well 😊 I'm not sure about this 😐 I don't know this ☹️

Topic	I understand it when I read it	I understand it when I hear it	I can write it	I can say it to somebody
Greetings and basic personal details				
Number up to 100				
Colours				
Describe yourself and others				
School subjects and opinions				
Family members and using 3rd person				
Time				
Pets				
Sports and hobbies				
Verbs covered this year				
Understand word order in German				
Understand question words				
Frequency words, connectives, time phrases				

# LIV Spanish Revision 2023

**Exam Time:** 1x5 mins + 1x30 mins plus extra time

**Equipment needed:** School equipment in pencil case.

**Type of Questions:** **SPEAKING and WRITING**

**SPEAKING:** Answer 3 questions and ask one question.

**WRITING:** You will have a choice of writing tasks to produce an extended writing. You will need to write from memory, in full sentences on the topics covered this year.

**Resources to Revise:** Class notes, vocabulary and worksheets given in class and in google classroom.

[www.linguascope.com](http://www.linguascope.com)

<https://pearsonactivelearn.com>

**Revision Tips:** Make revision cards and mind maps

Learn key words and set phrases



# LIV Spanish Revision Topics

Fill in the checklist according to how confident you feel.

Topic	I need to revise it	I can write it	I can say it to somebody
<b>Basics</b>			
Known numbers to 100			
Tell and understand colours			
Present and future tenses			
<b>School</b>			
Say what subject you study and give your opinion about them			
Describe your school			
What you do at breaktime			
<b>Family</b>			
Describe your family			
Give physical/personality descriptions			
Describe where you live - house/flat etc			

*buena suerte*

# Computing/IT Exam Revision 2023

(This will be completed in your normal ICT lesson)

Exam Time: 45 minutes (including extra time)

Equipment needed: None

Type of Questions: A mixture of multiple choice, short answer, and explain/describe using extended writing.

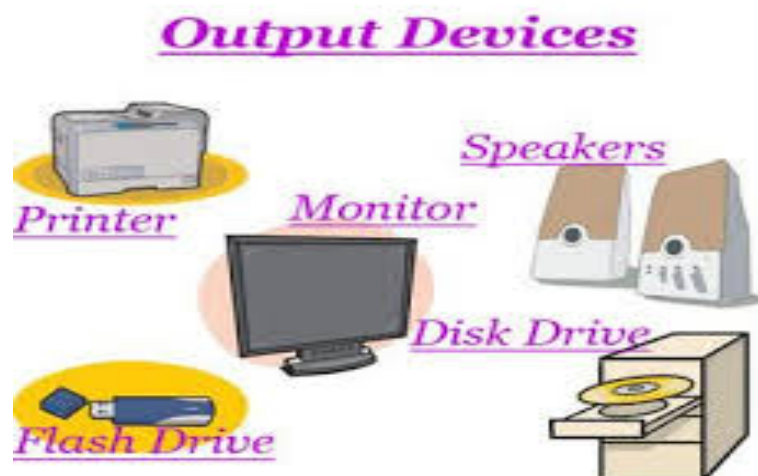
Resources to Revise: Revision resources have been placed on the hub. Pupils will be shown how to access these online.

Pupils are encouraged to visit the relevant pages offered as links, work through the 'Revise' section, and then attempt the quizzes.

Pupils should learn keywords and their meanings.

Revision Tips: Make revision cards  
Summary bullet points  
Mind maps  
Learn Key Words

**Pupils are welcome to use the Computer Room at lunch and break times to revise their knowledge of using the software.**



# What do I need to revise?

Topics	Red (not confident)	Amber (a bit unsure)	Green (I get this)
<b>Unit 1: My Digital World</b>			
What to trust online			
How to search smart			
Copyrights and wrongs			
Staying Safe online			
<b>Unit 2: Spreadsheets</b>			
Formatting			
Basic Formulas			
Functions (SUM/AVERAGE/MIN/MAX)			
Charts			
Annotation of your spreadsheet			
<b>Unit 3: Presentations</b>			
Know how to use slide transitions			
Know how to use animation			
Know how to test and use appropriate timings for an audience			
<b>Unit 4: HTML</b>			
Tags, Elements, HTML			
paragraph heading 1-6, break,image, attribute, source, header, footer, main,			

# Top Ten Revision Tips

**Make a revision timetable. Use your exam timetable to enter the days and times of all your exams. Fill in any days you can't revise and then plan your revision.**

1. Short bursts of revision (30-40 minutes) are most effective. Your concentration lapses after about an hour and you need to take a short break (5-10 minutes).

2. Find a quiet place to revise - your bedroom, school, the library - and refuse to be interrupted or distracted.

3. Make sure you don't just revise the subjects and topics you like. Work on your weaker ones as well.



4. Make your own revision notes because you will remember what you have written down more easily. Stick key notes to cupboards or doors so you see them every day.

5. Rewrite the key points of your revision notes; read them out loud to yourself. We remember more than twice as much of what we say aloud than of what we merely read.

6. Use different techniques. Make your own learning maps, use post-it notes to write keywords on and create flash cards. Record your notes and listen to them back. Ask friends and family to test you. Use highlighter pens to mark important points. Chant or make up a rap song.

7. Use useful subject revision websites to revise work and complete questions, quizzes etc.


8. You will need help at some stage; ask parents, older brothers and sisters, teachers or friends. If there are teachers with whom you get on well at school ask for their e-mail address so you can clarify points you are unsure of. Use websites specifically designed for revision.

9. **Don't get stressed out!** Eat properly and get lots of sleep!

10. **Believe in yourself and be positive.** If you think you can succeed you will; if you convince yourself that you will fail, that's what will probably happen.

## EoY Exam Procedure Pupils 2023

1. There should be absolute silence as you enter your classroom and sit where your teacher directs you.
2. You must be fully equipped and **take with you to every lesson some revision material for a future exam.**
3. **If you normally use a laptop for writing you must bring it to all of your lessons during exam week.**
4. **Pupils who need a reader or use Read Write, will have their exam sent via Google classroom. Remember to bring headphones.**
5. **Pupils who need coloured overlays or glasses please make sure you have them with you.**
6. **You should either print your work or send it to your teacher if using a laptop. Make sure it has your name on it.**
7. **If you need anything read to you, put your hand up and ask the teacher to read.**
8. You must ensure you have the correct exam paper and ask any questions if you are unsure.
9. Everyone must use the set time for the exam paper and any extra time allocated.
10. **Extra time should be completed in a different colour pen and write on the front how much extra time you needed and what you did during the extra time.**
11. When the exam paper has been collected in, quiet revision can be started if allowed.
12. Use your revision guides to plan your revision leading up to the exams.





## LIV Revision Timetable 2023

Week Beginning	Monday	Tuesday	Wednesday	Thursday	Friday	Saturday	Sunday
11 <sup>th</sup> April							
18 <sup>th</sup> April							
24 <sup>th</sup> April	INSET Day	Back in school					
1 <sup>st</sup> May	Bank Holiday						
8 <sup>th</sup> May	Bank Holiday						
15 <sup>th</sup> May	Exams	Exams	Exams	Exams	Exams	Exams	Exams
22 <sup>nd</sup> May	Exams	Exams	Exams	Exams	Exams		

The exams will be completed in normal lessons during the two weeks.

The Revision Timetable should be used to plan revision leading up to the exams.

[Revision timetable Template](#)