



# MAYVILLE HIGH SCHOOL

*Founded in 1897*

Name:

Year: Lower V

## Getting organised for school exams Summer Term 2023

Thursday 11<sup>th</sup> May – Friday 26<sup>th</sup> May



# Useful Revision websites

<https://www.senecalearning.com>

[www.bbc.co.uk/revision](http://www.bbc.co.uk/revision)

[www.bbc.co.uk/schools/bitesize](http://www.bbc.co.uk/schools/bitesize)

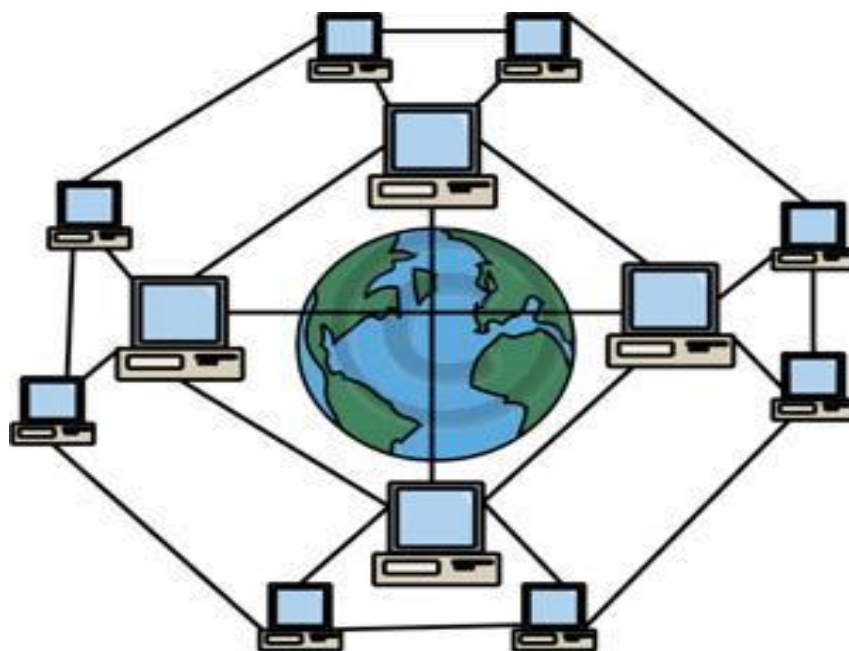
<https://www.drfrostmaths.com/>

<http://www.my-gcsescience.com/>

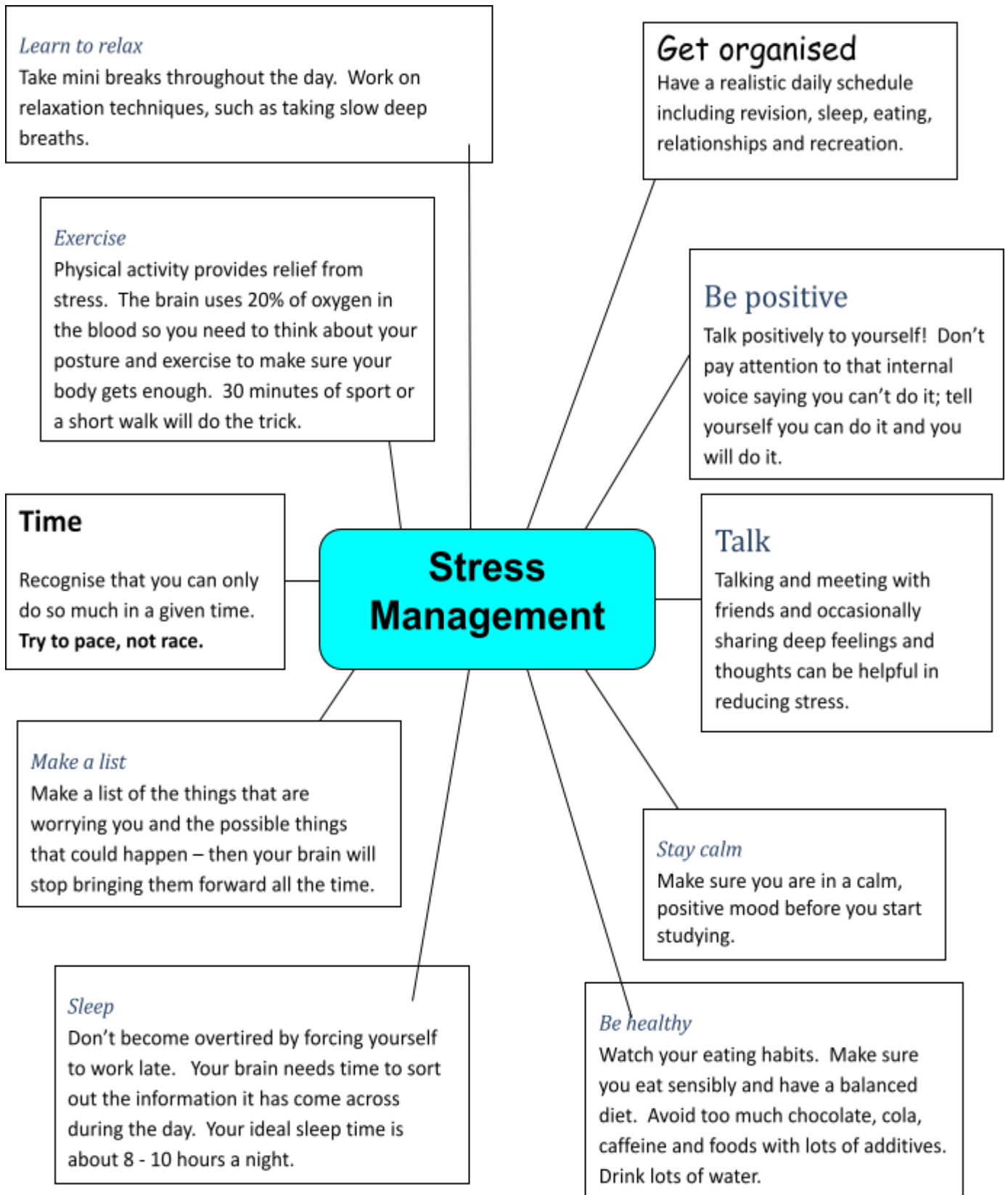
<http://www.teach-ict.com/>

[Corbett Maths](#)

[www.mymaths.co.uk](http://www.mymaths.co.uk)



# Exams



Remember you can always talk to your Form Tutor, Mrs Williams, Mrs Rickards or Mr Morriss if you need any support.

# Revision planning sheet for English Language 2023



- Exam Time:** 2 hours
- Equipment needed:** School equipment in pencil case.
- Websites:** BBC GCSE Bitesize English Language has good examples of the type of question you can expect to answer.
- Type of Questions:** READING: You will read three nonfiction texts all linked by theme and answer a series of questions testing different reading skills.

Question type:	What do I need to do?
Shorter answer questions	Read carefully and look at the number of marks allocated. Make sure you give information based on your reading and explain meaning clearly
Longer style question 1 - Summary	Read the text carefully, keeping the focus of the question in mind. Select 10 pieces of information which would be relevant to include in your summary, based on the question. Write the summary out in continuous writing, in your own words.
Longer style question 2 - analysis	Make sure you focus on the two paragraphs the question asks you to focus on. Select three words/phrases from each paragraph to write about. Write using PETAL-style paragraphs, linking your analysis to the overall purpose of the paragraph.
Longer style question 3	This will ask you to imagine you are one of the people described in the final text. You need to write as though you are this person, using only your reading to give you your content. You will be given three bullet points to help you structure your writing. It is often in the style of an interview. You must use your own words as much as possible.

# Revision planning sheet for English Literature 2023



**Exam Time:** 1 hour 45 minutes

**Equipment needed:** School equipment in pencil case.

**Websites:** BBC GCSE Bitesize English Literature has good examples of the type of question you can expect to answer.

**Type of Questions:**

**Section A** You will be given a choice of two questions on your Modern Text: *An Inspector Calls*. or *Blood Brothers*. The questions will either be focussing upon a character or a theme of the play. You must choose one. 30 marks are available for your response, with an additional 4 marks available for technical accuracy.

**Section B** You will have one question about *A Christmas Carol*. There will be a short, printed extract from the text with a related question. You should analyse the techniques used in the extract and then link the themes/ideas to the text as a whole.

# LV MATHEMATICS Revision 2023

**Exam Time:** 2 Hours plus extra time

**Equipment needed:** Pen, pencil, ruler, compasses, protractor and scientific calculator.

**Resources to Revise:** MyMaths

Dr Frost Maths

CorbettMaths website

BBC bitesize website

Exercise books

IGCSE revision books/study guides

Class textbooks (do not remove from classrooms)

**Remember the best way to revise maths is to work through questions from your exercise books or from any GCSE revision book or website.**

## **What I need to revise**

LVG1 (JWIL) (Higher Tier Paper)

<b>Topic</b>	<b>I can do</b>	<b>I need to revise</b>
Basic algebra skills		
Ratio		
Percentages		
Fractions		
Index laws		
Expanding and factorising		
Sets		
Standard form		
Pythagoras Theorem		
Circles		
HCF and LCM		

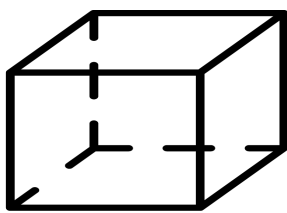
Solve a quadratic equation by factorising		
Compound measures		
Shading inequalities		
Angle sum of a polygon		
Angles in parallel lines		
Probability		
Proportionality		
Equations of lines		
Surds		

### LVG2 (LA) (Higher Tier Paper)


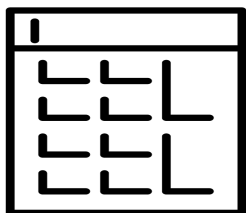
<b>Topic</b>	<b>I can do</b>	<b>I need to revise</b>
Simplifying expressions		
Solving equations and inequalities		
Changing the subject of a formula		
Index laws		
Expanding and factorising		
Plotting graphs of equations		
Shading regions represented by inequalities		
Percentages		
Fractions		
Ratio and proportion		
Venn diagrams and set notation		
Standard form		
HCF, LCM and product of primes		
Calculating with bounds		
Pythagoras' Theorem and Trigonometry		
Angle sum of a polygon		
Angles in parallel lines		
Circles		
Probability tree diagrams		
Averages from frequency tables		
Cumulative frequency graphs		

LVG3 (CE) and LVG4 (IS) (Foundation Tier Paper)

Topic	I can do	I need to revise
Converting between fractions, decimals and percentages		
Fractions		
Ratio and proportion		
Multiples, factors and primes		
HCF and LCM		
Venn diagrams and set notation		
Simplifying expressions		
Equations and inequalities		
Coordinates and straight line graphs		
Angles in polygons		
Compound measures		
Conversion graphs		
Transformations		
Probability		
Pythagoras' Theorem and Trigonometry		



$$\pi = 3,14$$





# LV Science Revision 2023

**Exam Time:** 3 exams - 1 hour 15 minutes each (plus extra time)  
for Biology, Chemistry and Physics


**Equipment needed:** School equipment in pencil case  
Plus a scientific calculator

**Type of Questions:** A mixture of multi choice, extended writing , data analysis, calculations and Working scientifically

**Resources to Revise:** **Class notes for Biology, Chemistry and Physics**  
**Kerboodle digital books -**

**GCSE Combined Science Trilogy Biology, Chemistry, Physics**

**AQA Revision guides (issued in UIV)**



## Revision Tips:

Revision cards

Summary bullet points

Mind maps

Labelling diagrams

Learn Key Words

# LV Science Revision Topics

Topics to revise	1st	2nd	3rd
Biology Paper 1 Chapters 1-9			
Chemistry Paper 1 Chapters 1-7			
Physics Paper 1 Chapters 1-7			



# LV Geography Revision 2023

**Length of exam:** 1 hour 20 mins + extra time (*the exam is split into two parts, paper 1 (physical) which is 50 minutes & Paper 2 (human) which is 30 minutes*).

**Questions:** There will be questions on **The Challenge of Natural Hazards, Coastal landscapes, The Development Gap, Nigeria: a Newly Emerging Economy**. There will be a range of different types of questions, including 6 and 9 mark questions.

**Keywords:** Use keyword lists to learn the main terms linked to each topic.

## Examples/case studies:

- **Paper 1:** Earthquakes (Chile and Nepal), tropical storms (Typhoon Haiyan), extreme weather in the UK (Somerset Levels Floods), coastal management scheme (Lyme Regis).
- **Paper 2:** Tourism as a strategy to reduce the development gap (Jamaica), Example of a NEE (Nigeria).

**Below are the topic areas that you need to revise for the exam:**

## Unit 1: Living with the Physical Environment

Key topic:	What you need to know:	Revised?		
Natural hazards	<ul style="list-style-type: none"> <li>- What is a natural hazard?</li> <li>- Types of natural hazard</li> <li>- Factors affecting hazard risk</li> </ul>			
Tectonic hazards	<ul style="list-style-type: none"> <li>- Plate tectonics theory</li> <li>- Global distribution of earthquakes and volcanic eruptions</li> <li>- Physical processes happening at different types of plate margin that lead to earthquakes and volcanic activity.</li> <li>- Primary and secondary effects of a tectonic hazard.</li> <li>- Immediate and long - term responses to a tectonic hazard.</li> <li>- Use named examples (Chile and Nepal) to show how the effects and responses of a tectonic hazard vary between two areas of contrasting levels of wealth.</li> <li>- Reasons why people continue to live in areas at risk from a tectonic hazard.</li> <li>- How monitoring, prediction, protection and planning can reduce the risks from a tectonic hazard.</li> </ul>			
Weather hazards	<ul style="list-style-type: none"> <li>- General atmospheric circulation: pressure belts and surface winds</li> <li>- Global distribution of tropical storms</li> <li>- Relationship between atmospheric circulation and tropical storms.</li> <li>- Causes of tropical storms and the sequence of their formation and development.</li> <li>- The structure and features of a tropical storm.</li> </ul>			

	<ul style="list-style-type: none"> <li>- How climate change might affect the distribution, frequency and intensity of tropical storms.</li> <li>- Primary and secondary effects of tropical storms.</li> <li>- Immediate and long - term responses to tropical storms.</li> <li>- Typhoon Haiyan - effects and responses</li> <li>- How monitoring, prediction, protection and planning can reduce the effects of tropical storms.</li> <li>- Overview of types of weather hazards experienced in the UK.</li> <li>- Somerset Levels Floods - causes, social, economic and environmental impacts, how management strategies can reduce the risk.</li> <li>- Evidence that weather is becoming more extreme in the UK.</li> </ul>			
Climate change	<ul style="list-style-type: none"> <li>- Evidence from climate change from the beginning of the Quaternary period to the present day.</li> <li>- Natural and human causes of climate change.</li> <li>- Overview of the effects of climate change on people and the environment.</li> <li>- Managing climate change - mitigation and adaptation strategies.</li> </ul>			
UK physical landscapes	<ul style="list-style-type: none"> <li>- An overview of the location of major upland / lowland areas and river systems.</li> </ul>			
Coastal landscapes	<ul style="list-style-type: none"> <li>- Coastal processes - weathering, mass movement, types of erosion, transport and deposition.</li> <li>- Coastal erosional landforms - diagrams, characteristics and formation of coastal landforms (wave cut notch, wave cut platform, cave, arch, stack, stump).</li> <li>- Coastal depositional landforms - diagrams, characteristics and formation of coastal depositional landforms (beach, spit, bar and tombolo).</li> <li>- <b>Example: Dorset Coast</b> example of stretch of coastline: major features of erosion and deposition.</li> <li>- <b>Example: Lyme Regis</b> coastal management scheme: cost and benefits of different coastal management strategies. Hard, Soft engineering strategies, managed retreat.</li> </ul>			

## Unit 2: Challenges in the Human Environment

Key topic:	What you need to know:	Revised?		
The Development Gap	<ul style="list-style-type: none"> <li>- Our unequal world.</li> <li>- Measuring development.</li> <li>- The Demographic Transition Model.</li> <li>- Changing population structures.</li> <li>- Causes of uneven development.</li> <li>- Uneven development - wealth &amp; health.</li> <li>- Uneven development - migration.</li> </ul>			

A Newly Emerging Economy: Nigeria	<ul style="list-style-type: none"> <li>- The location and importance of the country, regionally and globally.</li> <li>- The wider political, social, cultural and environmental context within which the country is placed.</li> <li>- The changing industrial structure. The balance between different sectors of the economy. How the manufacturing industry can stimulate economic development.</li> <li>- The role of transnational corporations (TNCs) in relation to industrial development. Advantages and disadvantages of TNC(s) to the host country.</li> <li>- The changing political and trading relationships with the wider world.</li> <li>- International aid: types of aid, impacts of aid on the receiving country.</li> <li>- The environmental impacts of economic development.</li> <li>- The effects of economic development on quality of life for the population.</li> </ul>			
-----------------------------------	---	--	--	--

### GEOGRAPHY TIPS:

- Draw up new **keyword lists** - go through your notes and pick out all the key terms that you need to know. You may want to create **flashcards**, with all the key terms on, to help you to learn them. Think about whether you can create **mnemonics** and **pictures** to help you to learn keywords. You can then keep your flash cards to use next year too.
- Use **mind mapping** to identify the main elements of the **key examples and case studies**. You must try and learn **key dates, facts and figures** about these examples and case studies. You could also use a **revision clock** to help you to do this (ask me for a sheet).
- Look back at **past questions** to remind yourself of good exam technique. Remember to **BUG** the question and use **PEE** paragraphs when answering questions. Make sure that you use the **3Os** if the question asks you to evaluate. **Practice questions** are useful to use once you have revised a section to test yourself. You could try an re - do some of the questions that you have already completed and have feedback on - look through your notes.
- When revising it has been proven to be more useful to **spread out** your revision over **time** and to **interleave** revision. This means **mixing up topics** so you revise a little bit of several topics in one revision session. This not only makes revision a little more interesting, but has also been **proven** to help with **memory**.
- [Don't forget to use Seneca Learning to help support your revision too.](#)

# LV History Revision 2023

- Length of exam:** 1 x 1 hour
- Equipment needed:** Pen and school equipment in pencil case
- Type of questions:** AQA examination questions
- Revision:** Class notes and textbook
- Topics:** **Norman England 1066 - c1100**

- **The Norman Conquest and control**
- **Life under the Normans**
- **The Norman Church and monasticism**
- **Wales Historical Site**

## Revision tips:

You must know the details and be able to fully analyse the topics and sources, but it is equally important that you know how to answer the specific topic question styles. Use the textbook, materials and handouts to help revise.



**What I need to revise**



<b>The Normans conquest and control</b>	Tick
Causes of the Norman Conquest P. 10 Military aspects P. 18 The Battle of Hastings P. 24 Norman Castles P. 28	
<b>Life under the Normans</b>	
Feudalism and government P. 40 Economic and social change P. 52	
<b>The Norman church and monasticism</b>	
The Church P. 62 Norman Cathedrals P. 68 Monasticism P. 70	
<b>Historical Enquiry: Wales and the Norman Conquest</b>	
Resource booklet, notes and Jamboard documents	

# LV RE Revision 2023

**Length of exam:** 2 x 1 hour papers.  
Component one paper to be completed in class

**Equipment:** School equipment in pencil case

**Type of questions:** There will be **four questions** covering a variety of skills. You need to attempt **all** sections on each paper. **Remember to pace yourself for the longer D questions at the end of each unit. Make simple plans to help shape the longer D questions.**

## Component 1

Religious, philosophical and ethical studies in the modern world

- Issues of relationships (green section)
- Issues of life and death (light green section)

## Component 2

Christianity (Purple section)

- Beliefs and teachings
- Practices

In the examination you should aim to spend **30 minutes on each unit.**

**Keywords:** Use your keyword lists to learn the main terms linked to each of the units

**Key teachings:** Concentrate on understanding the key ideas and teachings. Below are some suggested topic areas that you might revise for the exam:

### Component 1 Issues of Relationships (30 mins.)

Key questions	Examples	Revised		
Define meaning of all the key words in this unit	Adultery, Divorce, ,Commitment, Contraception, Gender equality, Responsibility, Roles, Cohabitation			
The nature and purpose of marriage in the modern world	The importance of vows, roles, sex, chastity, commitment, sacraments			
teachings and attitudes to 1) contraception	Revise the teachings from different denominations.			
Do you understand the 4 types of questions you will have in each unit?	Definition question (2 marks) describe (5 marks) explain (8 marks)			

### Component 1 Issues of life and death

Key QUESTIONS	Examples	Revised		
Define the key concept words	Remember you need to support your definition with religious references			
How did the world begin?	Be able to describe the scientific explanations given about the beginning of the universe			
What are the religious attitudes to abortion?	Be able to offer knowledge of the teachings from two religious traditions on the issue of abortion.			
How important is a belief in life after death?	Be able to explain Christian, Muslim and humanist perspectives.			

### Component 2 Christianity : Beliefs and teachings (30 mins.) Practices (30 mins)

Key topic QUESTIONS	Examples	Revised		
Define the key concept words in this unit.	omnibenevolent, omnipotent, Trinity, incarnation, Atonement, Resurrection, Sacraments, Evangelism, mission, theodicy.			
The names for God in Christianity	Be able to explain the purpose of the Trinity, omnipotent, omnibenevolent, omniscient, transcendent, omnipresent.			
The importance of how a Christian puts their faith into action	Be able to offer descriptions and explanations of Christian pilgrimage, the Apostles Creed, the church in the community and as part of worship.			
The role of Jesus for Christians	Key ideas: Incarnation, salvation, atonement, resurrection, crucifixion, ascension			
Be able to explain the importance of the sacraments in worship	Be able to show the diversity of religious practice in baptism			
Be able to describe and offer explanations on the purpose of suffering in Christianity.	Be able to use Biblical references to show understanding of the story of Job from the book of Job.			

#### TIPS:

- Draw up new **keyword lists** or use the ones already in your notes.
- Use **mind mapping** to identify the main elements of the **content**.
- Look back at the first **section of your text** to remind yourself of types of exam questions. Keep **building up** your revision **cue cards**.
- For higher grades you should learn some key phrases or quotes for each unit.
- Access the video /clips used in lessons in Google classroom.
- Use additional revision booklets and sheets.



# French revision 2023

**Exam Time:** You will sit either foundation or higher tier.

Foundation listening: 35 mins (in class)      Higher listening: 45 mins (in class)

Foundation Reading: 45 mins      Higher Reading: 1 hour

Foundation Writing: 1 hour      Higher Writing: 1 hour 15 minutes

Your speaking exam will last approximately 25 minutes.

**Equipment needed:** School equipment in pencil case

## **Listening and Reading Exams:**

The exams will consist of a range of questions types, requiring non-verbal responses or answers in English and French. The reading exam includes a short translation from French to English.

## **Writing Exam:**

The **Foundation Tier** exam will consist of 4 tasks:

Task 1: Describe a photo

Task 2: A short writing of 40 words.

Task 3: A short translation task from English to Spanish.

task 4: A short writing of 90 words

The **Higher Tier** exam will consist of 3 tasks:

Task 1: A short writing of 90 words.

Task 2: A long writing of 150 words.

Task 3: A short translation task from English to Spanish.

## **Speaking Exam:**

You will have three tasks to complete:

Task 1: Role-play

Task 2: Photo card

Task 3: General conversation (all of theme 1 and theme 2 covered so far)

**Resources to Revise:** [GCSE vocabulary booklet](#), [writing mats](#), [French folder](#).

**Revision Tips:** Practise spellings thoroughly, especially tenses/verbs using your writing mats. Memorise how to spell in French a range of opinions and complex structure, using your writing mats. Thoroughly learn/revise vocabulary from French to English, using your GCSE vocabulary booklet. Try to predict what you could be asked to write about. Thoroughly practise theme one and theme 2 topics covered so far for the speaking. You could make topic based revision cards.

**Topics to revise:**

You will need to revise all vocabulary covered so far in your GCSE vocabulary booklet.

You will need to be able to speak and write about the topics below.

You will need to revise/memorise how to spell in French key verbs in the different tenses, a range of opinions and complex structures, using your writing mats and French folder.

	I know this very well	I'm not sure about this	I don't know this
<b>Theme 1: Identity and culture</b>			
<b>Topic 1: Me, my family and friends</b>			
Yourself, family members and friends			
Relationships with family and friends			
Marriage/partnership			
<b>Topic 2: Technology in everyday life</b>			
Your mobile phone			
Your present, past and future use of social media and mobile technology			
Positive and negative aspects of social media and new technologies			
Future technologies			

<b>Topic 3: Free time activities</b>			
Music, Cinema/films, TV and reading			
Sports and hobbies			
Clothes and fashion			
Food and eating out			
<b>Topic 4: Customs and festivals</b>			
Daily routine			
Customs and celebrations			
French festivals			
A usual/recent/future celebration/special event			
<b>Theme 2: Local, national, international and global areas of interest</b>			
<b>Topic 1: Home, town, neighbourhood and region</b>			
Your town and region			
Your home			
<b>Topic 2: Social Issues</b>			
Charity/Voluntary work			
Healthy/unhealthy living			
<b>Grammar/vocabulary</b>			
Revise key verbs in the different tenses, key words, a range of opinions and complex structures, using your writing mats.			

# LV SPANISH Revision 2023

## Exam Time:

	Foundation	Higher
<b>Listening</b> (in class)	35 mins	45 mins
<b>Reading</b>	45 mins	1 hour
<b>Writing Exam</b>	1 hour	1 hour 15 mins
<b>Speaking</b>	25 mins	25 mins

**Equipment needed:** School equipment in pencil case

**Listening and Reading Exams:** The exams will consist of a range of questions types, requiring non-verbal responses or answers in English and Spanish. The reading exam includes a short translation from Spanish to English.

## Writing Exam:

The Foundation exam will consist of 4 tasks:

Task 1: Describe a photo

Task 2: A short writing of 40 words.

Task 3: A short translation task from English to Spanish.

task 4: A short writing of 90 words

The Higher exam will consist of 3 tasks:

Task 1: A short writing of 90 words.

Task 2: A long writing of 150 words.

Task 3: A short translation task from English to Spanish.

## Speaking Exam:

You will have three tasks to complete:

Task 1: Role-play

Task 2: Photo card

Task 3: General conversation

**Resources to Revise:** [www.linguascope.com](http://www.linguascope.com)

<https://pearsonactivelearn.com>

BBC Bitesize - GCSE Spanish

Vocabulary, exercise book and topic questions

**Revision Tips:**

Don't panic, prepare well and try your best.

Revise basic vocabulary: numbers/days of the week etc

Check if you understand and can answer in Spanish, the list of questions from each topic.

<b>Topics to revise:</b>	<b>I know this very well</b>	<b>I'm not sure about this</b>	<b>I don't know this</b>
<b>Me, my family and friends</b>			
Describe yourself			
Describe your family			
Talk about relationships			
<b>Technology in everyday life</b>			
Talk about social media			
Talk about mobile phones and tablets			
<b>Travel and tourism</b>			
Describe a holiday past and future			
<b>My studies/Life at school/college</b>			
Describe your school			
Talk about subjects you study past/present and future			
<b>Grammar</b>			
Present, preterite, imperfect, immediate future and future tense			
Understanding and using formal and informal language			
Ser and estar uses			
Reflexive verbs			
Question words			

# Lower V Business 2023 (OCR)

Learners will take one 90 min paper for the following areas:

- **Business activity**
- **Marketing**
- **People**

The main focus for LV exams will be in the following areas:

## **1. Business activity**

1.1 The role of business enterprise and entrepreneurship

1.2 Business planning

1.3 Business ownership

1.4 Business aims and objectives

1.5 Stakeholders in business

1.6 Business growth

## **2. Marketing**

2.1 The role of marketing

2.2 Market research

2.3 Market segmentation

2.4 The marketing mix

## **3. People**

3.1 The role of human resources

3.2 Organisational structures and different ways of working

3.3 Communication in business

3.4 Recruitment and selection

3.5 Motivation and retention

3.6 Training and develop

Pupils will be given keywords to learn during revision lessons prior to the exam

# LV Business and Enterprise Revision 2023 (NCFE)

Learners will take one 90 min paper for the following areas:

- LO1: Understand entrepreneurship, business organisation and the importance of stakeholders
- LO2: Understand the marketing mix, market research, market types and orientation types
- LO3: Understand operations management
- LO4: Understand internal influences on business
- LO5: Understand external influences on business

The Paper has three sections:

Section 1 (8 marks approx)

Multiple Choice Questions

Section 2 (51 marks approx)

Short Answer Questions

Section 3 (21 marks approx)

Extended answer Questions

The main focus for LV exams will be in the following areas:

- 1.1.1 Being an entrepreneur
- 1.1.2 Entrepreneurial characteristics and skills
- 1.2.1 Financial aims and objectives
- 1.2.2 Non-financial aims and objectives
- 1.3.1 Legal structures
- 1.3.2 Organisational structures
- 1.3.3 Restructuring
- 1.4.1 Internal stakeholders
- 1.4.2 External stakeholders
- 1.4.3 Stakeholder engagement

- 2.1.1 Product types

2.1.2 Product lifecycle

2.1.3 Boston Matrix

2.1.4 Place

2.1.5 Price

2.1.6 Promotion

2.2.1 Data types

2.2.2 Primary research

2.2.3 Secondary research

2.2.4 Market types

2.2.5 Orientation types

3.1.1 Outsourcing

3.1.2 Lean production

3.1.3 Maintaining and improving quality

3.1.4 Production methods

4.1.1 Customer service

4.1.2 Customer service measurements

4.1.3 How customer service is measured

**Resources to Revise:** Hodder Education NCFE notes textbook and a folder of completed exercises on Google Classroom.

**Pupils should learn keywords and their meanings.**

**Revision Tips:** Make revision cards  
Summary bullet points





# LV Computer Science Revision 2023 (OCR)

- Exam Time:** 90 minutes
- Equipment needed:** School equipment in pencil case
- Type of Questions:** A mixture of multiple choice, short answer, and explain/describe using extended writing. Part of a GCSE Paper adjusted for topics that have not been covered.
- Resources to Revise:** The course is available online via the pupil login via Cambridge Elevate and as a printed textbook. Pupils also have a CGP GCSE OCR Computer Science Exam practice workbook, a CGP GCSE Computer Science Revision Guide and a folder of completed exercises on Google Classroom.

**Pupils should learn keywords and their meanings.**

**Revision Tips:**



- Make revision cards
- Summary bullet points
- Mind maps
- Learn Key Words




## Lower V Computer Science Revision Topics

Computer Systems and Computational Thinking, Algorithms and Programming

- Chapter 1 The CPU
- Chapter 2 Primary and Secondary Storage
- Chapter 3 Data Representation
- Chapter 4 Networks
- Chapter 5 Protocols and Layers
- Chapter 6 Threats to Computer Systems and networks
- Chapter 7 Operating Systems and Utility Software
- Chapter 8 Ethical, Legal, Cultural and Environmental concerns
- Chapter 9 Algorithms
- Chapter 10 Programming Fundamentals
- Chapter 11 Data Types and Additional Programming Techniques
- Chapter 12 Searching and Sorting Algorithms
- Chapter 14 Boolean Logic (if completed)

# LV Art Revision 2023




**Exam time:** 1.5 hour (a double period)

**Equipment needed:** Pencils for drawing, graphite range if possible or a graphite pencil. A sharpener and a rubber. No equipment is to be shared during the exam.

**Type of Question:** You will be set an observational drawing task. Each of you will be given individual items of a similar nature.

**Revision:** You are not required to revise for this test but it will be used as coursework after and is set with exam conditions.





## Design and Technology - Textiles 2023


**Length of exam:** 1 hour 20 mins

**Equipment needed:** Pencil case, pen and ruler.

**Type of questions:** Multiple choice, design and written questions.

**What I need to revise:** GCSE AQA DESIGN AND TECHNOLOGY

Core principles technical principles Section A	Sub sections Please see google classroom for a detailed revision list.	Tick
<b>Section 1: New and emerging technologies</b>	Industry and enterprise	
	Sustainability and the environment	
	People, culture and society	
	Production techniques and systems	
	Informing design decisions	
<b>Section B: Specialist technical principles</b> Textiles 5E	Sources, origins and properties. Chapter 36,37,38- pg 199-211	
	Working with Textile based materials. Section 5E.	
	Commercial manufacturing, surface finishes and treatments	
<b>Section C: Design and making principles</b>	Chapter 43 The work of others. In this chapter, you will find lots of different companies. You will have to <b>discuss the work of one</b> of the companies giving examples of their work through the ages ie what they made. Don't learn about all the companies! Just focus on one company only. Make sure you think about how they have been <b>innovative with their products. See page 249.</b> Chapter 42 Design brief and specification <b>Math links</b> Percentages Trig Tan formula working out angles <b>Key words</b> Innovative Specification User Aesthetic Ergonomics. Isometric drawing	
<b>Revision tips:</b> Practice questions can be found at the back of your revision book and on google classroom.		



## Design and Technology - Timbers 2023

- Length of exam:** 1 hour 20 mins
- Equipment needed:** Pencil case, pen and ruler.
- Type of questions:** Multiple choice, design and written questions.
- What I need to revise:** GCSE AQA DESIGN AND TECHNOLOGY

Core principles	Sub sections Please see google classroom for a detailed revision list.	Tick
<b>Section A: New and emerging technologies</b>	Industry and enterprise	
	Sustainability and the environment	
	People, culture and society	
	Production techniques and systems	
	Informing design decisions	
<b>Section B: Specialist technical principles Timber based materials</b>	Timber based materials: Sources, origins and properties <b>Timbers</b> class only Chapter 27,28,29- pg 147 -159.	
	Working with timber based materials. Section 5B	
	Commercial manufacturing, surface finishes and treatments	
<b>Section C: Design and making principles</b>  <b>Revision tips:</b> Practice questions can be found at the back of your revision book and on google classroom.	Chapter 43 The work of others. In this chapter, you will find lots of different companies. You will have to <b>discuss the work of one</b> of the companies citing examples of their work through the ages. Don't learn about all the companies! Just focus on one company only. Make sure you think about how they have been <b>innovative with their products</b> . See page 249. Chapter 42: Design brief and specification <b>Math links</b> Percentages Trig Tan formula working out angles <b>Key words:</b> Specification User Aesthetic Ergonomics. Isometric drawing	

# LV Drama Revision 2023



- Exam time:** 1 hour 45 mins
- Equipment needed:** School equipment in pencil case
- Type of Questions:** Section A is on An Inspector Calls; Section B will be on the Regent's Park Open Air Theatre production of Into the Woods
- Revision:** Class notes and previous work on 'An Inspector Calls'; your copy of 'An Inspector Calls'; your notes and previous answers on 'Into the Woods'
- Revision tips:** Re-read an Inspector Calls, remind yourself of all of the performance techniques in the terminology glossary and use revision tools such as cards, post it notes, spider diagrams etc.

## What's in the exam?

The exam is split into two sections, the second being about a live performance that you have seen.

### Section A: Bringing the text to life

All of the questions in this section will be about An Inspector Calls. They will always follow the same format:

Question:	Areas to revise:
a. There are specific choices in this extract for <b>performers</b> . <i>There will be two questions to do with how you would <u>perform</u> the extract. The first is worth 4 marks and the second is worth 6.</i>	Think about how you would play the characters in the key moments of the play. Be ready to talk about any of the following elements: <ul style="list-style-type: none"><li>- Vocal skills</li><li>- Performance skills</li><li>- Physical skills</li></ul> <i>Top Tip:</i> When you re-read the play, make notes on how you would perform each role in key sections.
b. There are specific choices in this extract for a <b>director</b> . <i>There will be two questions to do with how you would <u>direct</u> the extract. The first is worth 9 marks and the second is worth 12.</i>	You will be asked to explain how you would use one of the following production elements to enhance your performance: <ul style="list-style-type: none"><li>- Costume</li><li>- Staging</li><li>- Props/stage furniture</li></ul> You will also be asked how you would direct a performer, considering the following: <ul style="list-style-type: none"><li>- Voice</li><li>- Physicality</li><li>- Stage directions and stage space</li></ul> <i>Top Tip:</i> Remember, use the stage directions!
c. There are specific choices in this extract for <b>designers</b> . <i>There's just one question in this section, and it's worth 14 marks.</i>	You will be asked to choose from one of the following elements to discuss: <ul style="list-style-type: none"><li>- Set</li><li>- Lighting</li><li>- Sound</li></ul> <i>Top Tip:</i> As you re-read the play, draw some sketches to help you visualise your ideas. You cannot draw diagrams in the exam, but doing this while revising will help you picture it.

# Lower V Physical Education Revision 2023

<b>Length of exam:</b>	1 hour 15 Minutes
<b>Equipment needed:</b>	Pen and school equipment in pencil case
<b>Type of questions:</b>	AQA PE examination is split in two sections: 7 x multiple choice questions A selection of short answer questions 2 x extended answer questions

Some questions require you to draw or label diagrams. You will also be required to interpret and use data to answer some questions.

**Revision:** Class notes, homework spider diagrams, textbooks and BBC Bitesize

## **Paper 1 content:**

### **Applied anatomy and physiology**

- Knowledge of the bones. Correlate knowledge with location (joint). Correlate to muscles that move the bones
- Muscles of the body
- Structure and functions of the skeleton
- Structure of a synovial joint. Apply their function to practical examples, eg kick a ball
- Types of freely movable joints that allow different movements. Identification of the types of joints with reference to the following: elbow, knee and ankle – hinge joint. hip and shoulder – ball and socket. Apply this knowledge to varying sporting skills
- Understand that the following types of movement are linked to the appropriate joint type: flexion/extension at the shoulder, elbow, hip and knee. abduction/adduction at the shoulder. rotation of the shoulder. plantar flexion/dorsiflexion at the ankle
- How the major muscles and muscle groups of the body work antagonistically on the major joints of the skeleton to affect movement in physical activity at the major movable joints.
- Pathway of air/gaseous exchange at the alveoli
- Blood vessels - structure of arteries, capillaries and veins

- Structure of the heart/cardiac cycle and the pathway of blood
- Cardiac output and stroke volume
- Mechanics of breathing - the interaction of the intercostal muscles, ribs and diaphragm in breathing
- Interpretation of a spirometry trace
- Understand the terms aerobic and anaerobic exercise and be able to give practical examples of differing intensities
- EPOC - excess post exercise oxygen consumption
- The recovery process from vigorous exercise
- The immediate, short and long term effects of exercise

## Physical Training

- Health and fitness - definitions and the relationship between the two
- The components of fitness
- Linking sports and physical activity to the required components of fitness
- Fitness testing and the reasons and limitations of fitness testing
- Demonstrating how data is collected for fitness testing
- The principles of training (S.P.O.R.T. and overload F.I.T.T)
- The application of the principles of training
- Types of training (circuit, fartlek, interval etc)
- Safety principles when training
- High altitude training
- The three training seasons
- Warming up and cooling down



# LV STATISTICS REVISION 2023

**Exam Time:** 1 hour plus extra time

**Equipment needed:** Pen, pencil, ruler, compasses, protractor and scientific calculator.

**Resources to Revise:** MyMaths

Maths Genie Statistics website

StatsAcademy website

Exercise books

GCSE Statistics revision books/study guides

Class textbooks (do not remove from classrooms)

## **What I need to revise**

<b>Chapter 1:</b> <ul style="list-style-type: none"><li>- Hypotheses</li><li>- Sampling Method</li><li>- Capture-Recapture</li><li>- Questionnaires</li><li>- Planning Investigation</li></ul>	<b>Chapter 2:</b> <ul style="list-style-type: none"><li>- Choropleth map</li><li>- Comparative Pie Chart</li><li>- Cumulative Frequency</li><li>- Box plot</li><li>- Histogram</li></ul>	<b>Chapter 3:</b> <ul style="list-style-type: none"><li>- Averages</li><li>- Weighted Mean</li><li>- Standard Deviation</li></ul>
--	--	---



## EoY Exam Procedure Pupils 2023

1. Core exams will be held in W/P and all other exams in the DYC, you will need to line up outside before the exam in alphabetical order.
2. Anyone using a laptop must go to the desk with their named card on it.
3. The seats should be filled in a snake formation, front to back on the first row, and then from the back to front on the second row etc.
4. There should be absolute silence as soon as you enter the examination room. You must not communicate or look around the room at any time, except if you want to talk to a member of staff.

**No mobile phones or watches. Calculators to be reset, clear plastic pencil case and clear water bottles only.**

5. You must be fully equipped and **take with you to every exam some revision material for a future exam** as you will often remain in the hall/classroom after the exam has finished.
6. You must ensure you have the correct exam paper and ask any questions if you are unsure.
7. Everyone must use the set time for the exam paper and any extra time allocated.
8. **Extra time should be completed in a different colour pen and write on the front how much extra time you needed and what you did during the extra time.**
9. When the exam paper has been collected in, quiet revision can be started.  
**Pupils using a laptop must save their work to their named memory stick.**
10. You will only be allowed to leave at the end of the exam if other pupils are in normal lessons.
11. Exams held in classrooms will follow the same procedure except you need to come to the allocated room and the teacher will tell you where to sit.
12. During study lessons in classrooms or when the exam has finished, quiet individual revision should be completed for half the lesson/time. For the second half of the lesson/time, paired revision can be completed at the discretion of the member of staff covering the session.
13. Use your revision guides to plan your revision during study time and when exams have finished during a session.

# LV EoY Timetable May 2023

(Thursday 11 May - Friday 26 May)

Date	Session 1	Session 2	Session 3
<b>Thursday 11 May</b>	French Speaking Normal Lessons	French Speaking Normal Lessons	French Speaking Normal Lessons
<b>Friday 12 May</b>	Spanish Speaking Normal Lessons	Spanish Speaking Normal Lessons	Spanish Speaking Normal Lessons
<b>Monday 15 May</b>	English Language (51) W/P	Normal Lessons	Biology (51) W/P
<b>Tuesday 16 May</b>	History(30) DYC Normal Lessons	French/Spanish (20) Reading DYC Normal Lessons	Normal Lessons
<b>Wednesday 17 May</b>	Drama/Geography (23) DYC Normal Lessons	French Listening (10) DYC Normal Lessons	Normal Lessons
<b>Thursday 18 May</b>	Maths (51) W/P	Normal Lessons	Chemistry (51) W/P
<b>Friday 19 May</b>	Business/Business & Enterprise (36) DYC Normal Lessons	French/Spanish Writing (20) DYC Normal lessons	Normal Lessons
<b>Monday 22 May</b>	Timbers/Textiles/Computer Sci (25) DYC Normal Lessons	Spanish Listening (10) DYC Normal Lessons	Normal Lessons
<b>Tuesday 23 May</b>	English Literature (51) W/P	Normal Lessons	Physics (51) W/P
<b>Weds 24 May</b>	Normal Lessons	PE (15) DYC Normal Lessons	RE/Statistics (8) DYC Normal Lessons
<b>Thursday 25 May</b>	Catch up Normal Lessons	Catch up Normal Lessons	Catch up Normal Lessons
<b>Friday 26 May</b>	Catch up Normal Lessons	Catch up Normal Lessons	Catch up Normal Lessons

- All exams will be held in the DYC & Wimbledon Park
- Revision/study material for future exams should be taken with you to all exams to use when you have finished the paper in the set time.
- Any pupil who does not take a subject will complete study time either in study lessons or normal lessons.
- Up to 25% extra time will be given to eligible pupils.

# The science of revision: nine ways pupils can revise for exams more effectively

## Before you do any revision

### 1. Eat breakfast

It is estimated that around 27% of boys and 39% of girls [skip breakfast some or all of the time](#). It's not called the most important meal of the day for nothing: research and their ability to recall information. Simply having a bowl of cereal will give students the concentration and memory boost they need.

### 2. Put your phone away

This should be an obvious one, but for many it isn't. Phones can be distracting; they are [linked to fomo](#) (fear of missing out), and evidence shows that [undergraduate students who spend more time texting and using social media get lower grades](#). In another fascinating study, [researchers found that the mere sight of a phone was enough to reduce a person's ability to focus](#). The implication couldn't be clearer: out of sight really is out of mind.

## During revision sessions

### 3. Start early and spread it out

Actors don't leave their rehearsals until the day before opening night. Athletes don't only train the day before a match. To commit something to memory takes time. Spreading out your revision sessions on a particular topic (eg one-hour sessions over 10 days) is more effective than spending the same amount of time in one go (ie 10 hours in one day). This effect, known as "spacing", helps because it allows time in between revision sessions to forget and re-learn the material. This strategy has been labelled as ["one of the most robust across the entire history of experimental research on learning and memory"](#)

### 4. Test yourself

Leading researchers in the field of memory consider [testing yourself as one of the most effective ways to improve your ability to recall information](#) (pdf). Testing yourself also helps you check for any gaps in your knowledge. Practice papers provide a good starting point, as well as quizzing yourself at the end of your revision session.

### 5. Teach someone

After you have tested yourself, teach the material to someone else. This has been

found to help aid memory and recall: it is known as [“the Protégé Effect”](#). Teaching someone else requires you to learn and organise your knowledge in a clear and structured manner.

## **6. Think twice about using highlighters**

Despite being the favourite weapon of many students tackling revision, [research suggests they don't work very well](#). People learn and recall information better if they connect it to other pieces of information. Highlighters don't do this, they isolate single pieces of information. Quite often, students end up highlighting whole chunks and passages of text, which can give the appearance of having worked hard, but is of little value.

## **7. Don't listen to music**

Parents around the world rejoice: you now have a legitimate reason to insist that your child stops listening to Justin Bieber on repeat. [Students who study in a quiet environment can recall more than those who revise while listening to music](#). [Extroverts](#), and those with an exceptional ability to [control their attention](#), are not negatively affected as much: but it doesn't help. At best, for these students, it just doesn't hinder them as much as everyone else.

## **8. Get some fresh air and exercise**

You cannot work all day, every day. Nor should you. Revision has to be about quality, as well as quantity. Going outside and getting some fresh air helps people feel. Furthermore, doing a little bit of exercise helps people deal better with [stressful situations: it reduces anxiety and increases self-esteem](#).

## **9. Sleep**

Students are encouraged to work hard and revise a lot before their exams: however, there comes a time when they need to stop and go to sleep. Knowing when can be tricky. There is a link between being a [perfectionist and struggling to sleep](#). If a child is falling asleep within five minutes of their head hitting the pillow, they should probably be going to bed earlier. Other sleep tips include [having regular bedtimes](#), [not being on your mobile phone in bed](#), but if you are, [turning down the backlight on it](#).

As research into psychology continues to develop, we learn more and more about how best to help students learn. Revision time can be challenging as it often requires students to monitor their own behaviour when working independently at home. Hopefully, by teaching them about what helps improve their memory, mood and concentration, we can better equip them to meet the challenges head on.

## LV Revision Timetable 2023

Week Beginning	Monday	Tuesday	Wednesday	Thursday	Friday	Saturday	Sunday
4th April							
11th April							
18 <sup>th</sup> April							
24 <sup>th</sup> April	INSET Day	Back in school					
1 <sup>st</sup> May	Bank Holiday						
8 <sup>th</sup> May	Bank Holiday			Exams	Exams		
15 <sup>th</sup> May	Exams	Exams	Exams	Exams	Exams		
22 <sup>nd</sup> May	Exams	Exams	Exams	Exams	Exams		

The Revision Timetable should be used to plan revision leading up to the exams. [Revision timetable Template](#)