



MAYVILLE HIGH SCHOOL

Founded in 1897

Name:

Year: Remove

Getting organised for school exams Summer Term 2023

W/B Monday 15th May

Exams will be held in normal lessons over a two week period



Useful Revision websites

<https://www.senecalearning.com>

www.bbc.co.uk/revision

<http://www.bbc.co.uk/education>

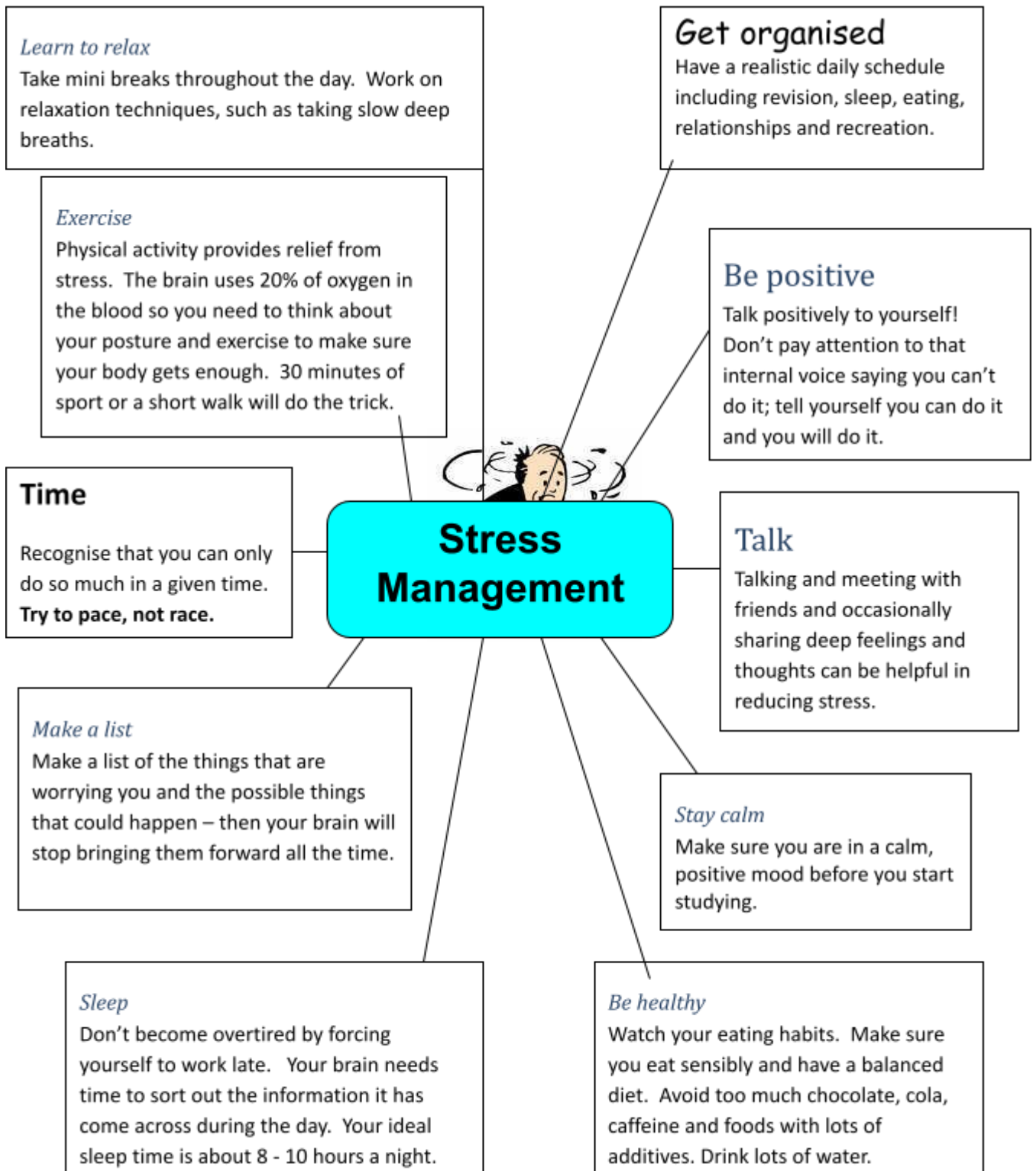
<https://www.kerboodle.com>

<https://www.mathspad.co.uk/>

<https://www.mymaths.co.uk/>



Exams



Remember you can always talk to your Form Tutor, Mrs Miles, Mr Morriss, Mrs Williams or Mrs Rickards.

Remove Revision planning sheet for English 2023



- Exam Time:** 1 hour (Split over two lessons) plus extra time
- Equipment needed:** School equipment in pencil case.
- Type of Questions:**
- READING: You will read a non-fiction text. You will then need to answer some questions about the text. This will cover comprehension, inference and retrieval skills.
- WRITING: You will be asked to write a description or story based on a picture.
- Resources to Revise:** Read any feedback your class teacher has provided you with in your exercise book. Any non-fiction you can read before the exam will help.
- Revision Tips:**
- Revision cards
 - Mind maps
 - Learn Key Words

Remove MATHEMATICS Revision 2023

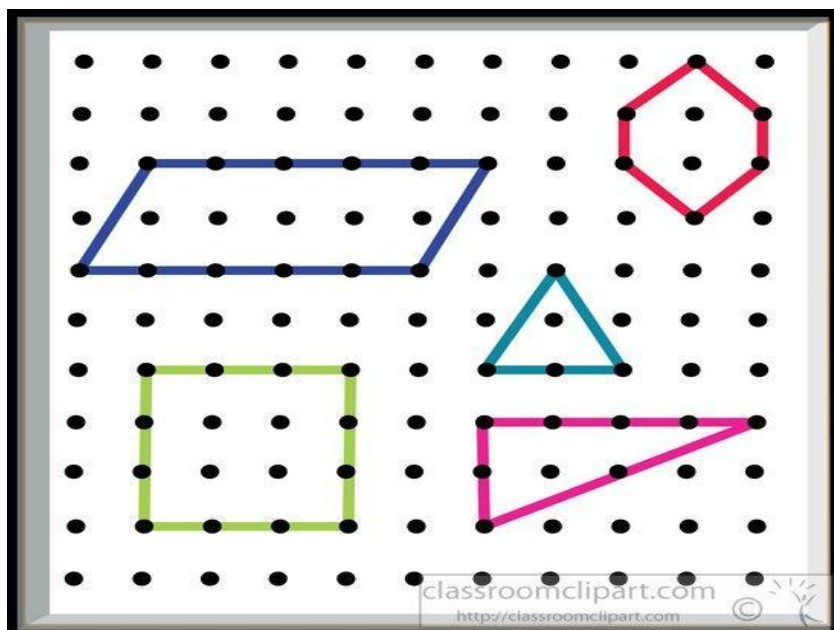


1 Papers 40 mins (plus extra time) in your maths lesson.

Equipment needed: Pen, pencil, ruler, rubber.

Your end-of-year exam will be very similar in style to the end-of-unit assessments you have been doing throughout the year.

There will be a mix of the topics you have recently covered in lessons and some from earlier in the year.





What I need to revise

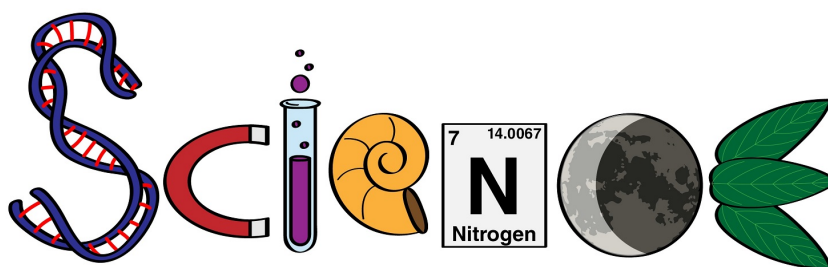
Class A1 and B1

Converting between metric lengths		
Estimating metric lengths		
Perimeters		
Areas		
Properties of shapes		
Powers and roots		
Calculations with fractions		
Rounding to significant figures		

Class A2 and B2

Parallel and perpendicular lines		
Properties of quadrilaterals		
Area of squares and rectangles		
Area of triangles		
Area of rectilinear shapes (L-shapes)		
Equivalent fractions		
Converting fractions to decimals		
Calculating with negative numbers		

Remove Science Revision 2023



Exam Time: 1 x 30 minute plus extra time

Equipment needed: School equipment in pencil case
plus a calculator.

Type of Questions: A mixture of multiple choice, written answer, calculations, data analysis and explain/describe using extended writing.


Resources to Revise: Kerboodle, Activat1!, Chapter 6, also class notes

- The Activate! 1 textbook has exam style questions (called “End of Big Idea Questions”) at the end of the chapter p135. Ask your Science teacher for a copy of the answers if you decide to work through these.
- Pages 2-11 of the Activate! 1 textbook gives tips and information on how to answer certain types of question e.g. analysing data, justifying opinions etc, which will help you with your exam technique.

Revision Tips:



- Revision cards
- Summary bullet points
- Mind maps
- Labelling diagrams
- Learn Key words



Remove Science Revision Topics

Topic to revise	Activate1!	1st	2nd	3rd
Chapter 6 Reactions	108-135			

Important Keywords	Definition:
chemical reaction	
reversible	
physical change	
acid	
alkali	
corrosive	
irritant	
concentrated	
dilute	
indicator	
litmus	
universal indicator	
pH scale	
neutralisation	
base	
salt	
element	
Periodic table	
metal/non-metal	
oxide	
word equation	
reactant	
product	
reactivity series	
displacement	
thermite reaction	



Remove Geography Revision 2023

Length of exam: 35 minutes + extra time

Equipment needed: Pencil case, pen, ruler, pencil, a rubber and a calculator.

Type of questions: Defining keywords, multiple choice, short answers and one extended answer question.

Revision:

Use the Google Classroom revision section to help you revise. Here you will find key word glossaries, knowledge organisers and useful weblinks such as [BBC Bitesize](#) and [Map Zone](#).

Revision tips:

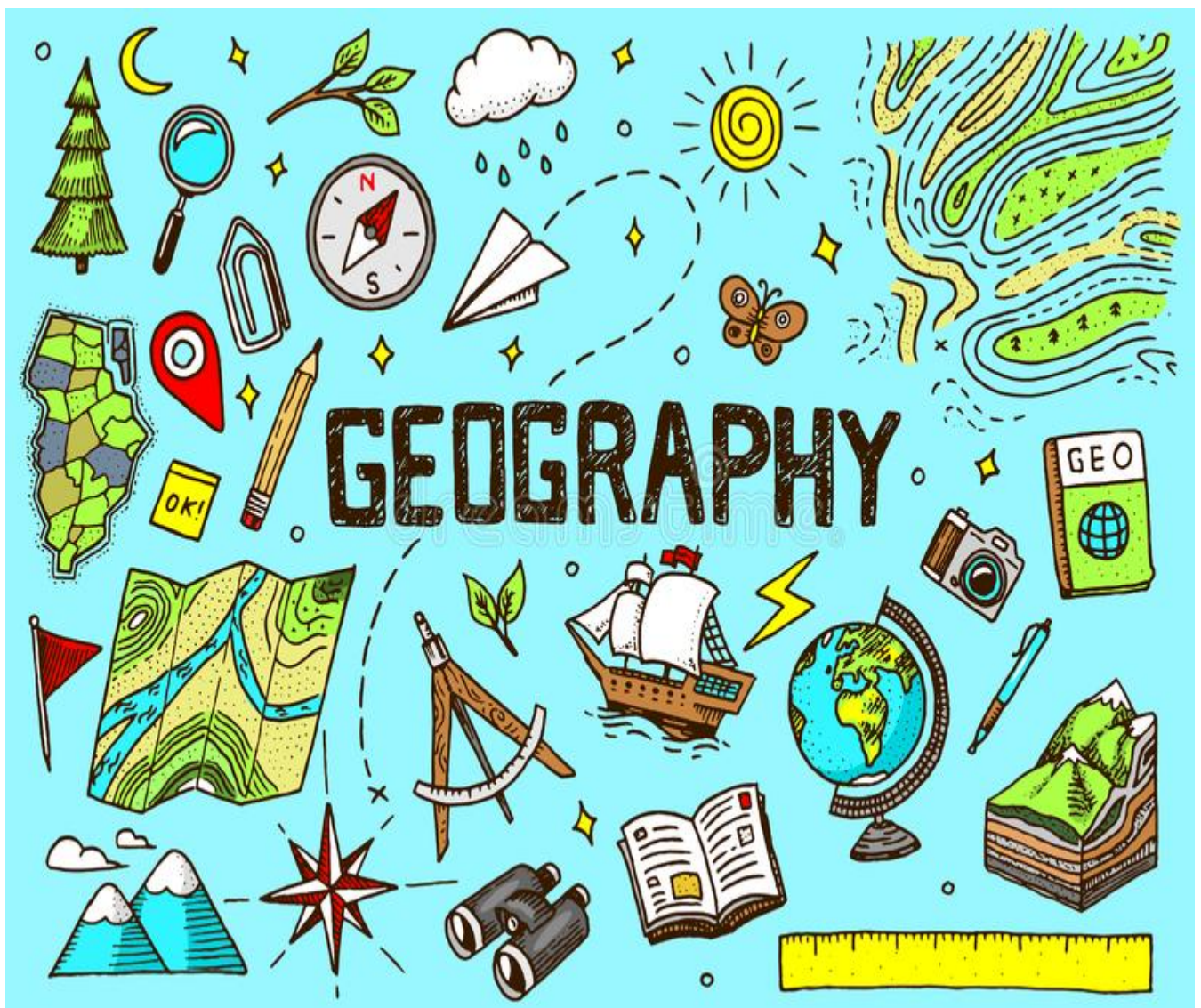
- Learn the meanings of **keywords**.
- Go over the **key themes**.
- Learn **examples** to back up your ideas.
- You may like to **make mind maps** and **flash cards** to help you to learn the information.

Revision checklist

Go through each topic and RAG your understanding of each part.

Topics	Red (not confident)	Amber (a bit unsure)	Green (I get this)
Unit 1: Map skills			
Locate and name the 7 continents and 5 oceans.			
OS map symbols.			
Grid references - 4 figures.			
Grid references - 6 figures.			
Using direction - North, East, South, West.			
Scale on maps - measuring distance (straight line).			
How height is shown on maps - contours, spot heights and gradients.			
Interpreting physical and human features on an OS map.			

Unit 2: Work, Rest and Play in the UK			
How have jobs changed over time? Primary, secondary, tertiary and quaternary sectors - definitions.			
How have communication and transport revolutionised how we live? Satellites, HS2.			
How do we spend our free time? Work / life balance. How shopping has changed over time / impacts visitors to the countryside.			
What is the geography of sport? Park run / football.			
Globalisation of football			
Settlement types e.g. hamlet, village, town, commuter town and city.			
Unit 3: Weather and Climate			
Definitions for weather and climate.			
How to record the weather.			
How the weather affects people.			



Remove History Revision 2023

- Length of exam:** 45 minutes (Extra time included)
- Equipment needed:** Pencil case, pen and ruler.
- Type of questions:** Multiple choice and structured essay style questions.
- Revision:** Class exercise book and internet resources.
- Revision tips:** Learn the meanings of **keywords** e.g. Concentric
Learn the **key ideas** e.g. who had the best claim to the throne
Learn **examples** to back up your ideas.

KEY WORDS:

Here are some key words that you need to know:

Key word	Meaning
Norman	
Heir	
Invasion	
Shield-war	
Conqueror	
Motte and Bailey	
Concentric	
Claimant	

What I need to revise:

Topics :	Tick	Tick	Tick
1066 and the Battle of Hastings:			
Claims to the throne of England – 1066			
Battle of Hastings			
Medieval Castles:			
Motte and Bailey			
Stone Keep			



Remove RE REVISION 2023

Length of exam: 45 minutes (Extra time included)

Equipment needed: Pencil case, pen, ruler, pencil, and colours.

Type of questions: One word answers, true and false, matchup tasks, underline the correct answers, reflective and creative tasks and some longer written responses to give explanations for religious beliefs and practices.

Revision Materials: Class exercise book/ Google classroom tasks . Access Materials such as the film clips in Google classroom.

Revision tips: Learn the meanings of the **key words** e.g. symbolism , worship etc.

Learn the **key details** in one Bible story studied e.g. one of the miracle stories from the New Testament.

Be able to give explanations for the details you are using.

Check you have full notes in your exercise book and in your chrome classroom record.

Use a variety of ways to revise e.g. reading, writing quick answers as bullets, mind-maps, cue cards etc.

The tick sheets here should help you revisit each topic at least **three** times.

First time tick to show you don't feel confident with the topic.

Complete an assortment of revision tasks

Return to tick when you are more sure.

Final column to be ticked when you feel confident

KEY WORDS:

Here are some of the keywords that you need to know: Fill in your definition and/or put them onto cue cards.

Key word	Definition/Description/Meaning
symbolism	
worship	
belief	
miracle	
Bible	
parable	
Old Testament	
New Testament	
The 5 k's	

Kara	
kachera	
kesh	
Kangha	
Kirpan	
Ichthus/fish	
Holy Spirit/dove	

RE - What I need to revise

Topics :	Red Tick	Amber Tick	Green tick
Unit 1: What is a symbol?			
Christian symbols: the fish, the dove, the Chi Rho, the cross, bread and wine			
Sikh symbols : the 5 K's [see keywords above]Can I explain why they are important for Sikhs?			
Symbols of world religions. Can I match up the religion to their symbol?			
Symbols in stories: Can I describe a miracle story from the Bible			
Can I give reasons why symbols are used by religious believers? Can I list 5 ideas?			
Unit 2: Christian worship. Can I describe and explain why the following are important to Christian believers?			
Advent, Baptism, miracle stories, the Cross, Bread and wine [also known as Eucharist/ the Last Supper/Communion]			
Do I know the important details about the life of Jesus e.g. the Christmas and the Easter stories?			
Unit 3: What is in the Bible?			
Can I describe how it is organised?			
The main parts			
The main types of books in each part.			
SPG Spelling , punctuation and Grammar			
Have I learnt to spell useful words like belief, worship etc?			
Do I know where to use a capital for a proper noun e.g. God, Jesus etc?			

Remove French Revision 2023



Exam Time: 2 x 20 minutes (+ extra time included)

Equipment needed: School equipment in pencil case.

Type of Questions: **READING:** Reading comprehension questions.

WRITING: You will have to produce an extended writing from memory. You will need to write in full sentences on the topics covered this year.

Resources to Revise: Vocabulary folder, exercise book

www.linguascope.com

Revision Tips: Make revision cards

Learn Key Words and set phrases

Remove Revision topics

I know this very well 😊 I'm not sure about this 😐 I don't know this ☹️

Topic	I understand it when I read it	I understand it when I hear it	I can write it	I can say it to somebody
Describe yourself (hair, eyes, age, personality)				
Describe when your birthday is				
Describe what your favourite colour is				
Understand when someone describes themselves				
Understand and write about pets				
Use a negative (ex: Je n'ai pas de: I don't have any...)				
Use the connective 'qui' (who)				
Use the conjunctions 'mais' (but), 'cependant' (however) and a variety of opinions.				
Use I would like 'je voudrais' (when writing about pets for example)				
Understand and write about opinions on school subjects.				
Use intensifiers (quite/very/really...)				
Understand and write about what you eat at school and express opinions.				

Remove Spanish Revision 2023

¡Hola!

Exam Time: 2x 30 minutes (Plus Extra time)

Equipment needed: School equipment in pencil case.

Type of Questions: **LISTENING and READING:** Short listening and reading comprehension questions.

Resources to Revise: Class notes, vocabulary and worksheets given in class and in google classroom.

www.linguascope.com

<https://pearsonactivelearn.com>

Revision Tips: Make revision cards and mind maps

Learn key words and set phrases



Remove Spanish Revision Topics

Fill in the checklist according to how confident you feel.

I know this very well 😊

I'm not sure about this 😐

I don't know this ☹️

Topic	I understand it when I read it	I understand it when I hear it
Greet someone		
Introduce yourself		
Known numbers to 30		
Understand and give dates		
Say your age		
Say when your birthday is		
Describe your personality		
Tell and understand colours		
Talk about brothers and sisters		
Know the names of animals		
Describe your pet		
Give extra information like your passion or favourite colour		
Give information about someone else		
Say what you like to do in your free time		

buena suerte

Computing/IT Exam Revision 2023

(This will be completed during normal ICT lesson time)

Exam Time: 45 minutes (Extra time included)

Equipment needed: None

Type of Questions: A mixture of multiple choice, short answer, and explain/describe using extended writing.

Resources to Revise: Revision resources have been placed on the Google Classroom prior to exam.


Pupils are encouraged to visit the relevant pages offered as links, work through the 'Revise' section, and then attempt the quizzes.

Pupils should learn keywords and their meanings.

Revision Tips:

- Make revision cards
- Summary bullet points
- Mind maps
- Learn Key Words

Pupils are welcome to use the Computer Room at lunch and break times to revise their knowledge of using the software.



What I need to revise:

Topics	Red (not confident)	Amber (a bit unsure)	Green (I get this)
Unit 1: Using the network and keeping safe online			
Hardware and devices that make up a computer system			
Digital Footprint			
Passwords (good practice)			
Social networking pros and cons, risks			
Viruses			
Unit 2: Spreadsheets			
Formatting			
Basic Formulas			
Functions (SUM/AVERAGE/MIN/MAX)			
Charts			
Annotating a spreadsheet			
Unit 3: Hardware			
Input/output/storage devices			
Explain the difference between hardware and software.			
internal components of a computer			

Top Ten Revision Tips


Make a revision timetable. Use your exam timetable to enter the days and times of all your exams. Fill in any days you can't revise and then plan your revision.

1. Short bursts of revision (30-40 minutes) are most effective. Your concentration lapses after about an hour and you need to take a short break (5-10 minutes).
2. Find a quiet place to revise - your bedroom, school, the library - and refuse to be interrupted or distracted.
3. Make sure you don't just revise the subjects and topics you like. Work on your weaker ones as well.
4. Make your own revision notes because you will remember what you have written down more easily. Stick key notes to cupboards or doors so you see them every day.
5. Rewrite the key points of your revision notes; read them out loud to yourself. We remember more than twice as much of what we say aloud than of what we merely read.
6. Use different techniques. Make your own learning maps, use post-it notes to write keywords on and create flash cards. Record your notes and listen to them back. Ask friends and family to test you. Use highlighter pens to mark important points. Chant or make up a rap song.
7. Use useful subject revision websites to revise work and complete questions, quizzes etc.
8. You will need help at some stage; ask parents, older brothers and sisters, teachers or friends. If there are teachers with whom you get on well at school ask for their e-mail address so you can clarify points you are unsure of. Use websites specifically designed for revision.
9. **Don't get stressed out!** Eat properly and get lots of sleep!
10. **Believe in yourself and be positive.** If you think you can succeed you will; if you convince yourself that you will fail, that's what will probably happen.



EoY Exam Procedure Pupils 2023

1. There should be absolute silence as you enter your classroom and sit where your teacher directs you.
2. You must be fully equipped and **take with you to every lesson some revision material for a future exam.**
3. **If you normally use a laptop for writing you must bring it to all of your lessons during the exams.**
4. **Pupils who need a reader or use Read Write, will have their exam sent via Google classroom. Remember to bring headphones.**
5. **Pupils who need coloured overlays or glasses please make sure you have them with you.**
6. **You should either print your work or send it to your teacher if using a laptop. Make sure it has your name on it.**
7. **If you need anything read to you, put your hand up and ask the teacher to read.**
8. You must ensure you have the correct exam paper and ask any questions if you are unsure.
9. Everyone must use the set time for the exam paper and any extra time allocated.
10. **Extra time should be completed in a different colour pen and write on the front how much extra time you needed and what you did during the extra time.**
11. When the exam paper has been collected in, quiet revision can be started if allowed.
12. Use your revision guides to plan your revision leading up to the exams.



Remove Revision Timetable

Week Beginning	Monday	Tuesday	Wednesday	Thursday	Friday	Saturday	Sunday
11 th April							
18 th April							
24 th April	INSET Day	Back in school					
1 st May	Bank Holiday						
8 th May	Bank Holiday						
15 th May	Exams	Exams	Exams	Exams	Exams	Exams	Exams
22 nd May	Exams	Exams	Exams	Exams	Exams		

The exams will be completed in normal lessons during the two weeks.

The Revision Timetable should be used to plan revision leading up to the exams.

[Revision timetable Template](#)